



Flexible LEDs

DOME MILKY LED

- DOME Milky LED is available with Nichia SMD LEDs for Monochromatic & RGB, and is also available in standard LED RGB version.
- Available: Injection moulded IP67, Double Injection Moulded IP68, Snap DIY IP67.
- It is ideal for outdoor illumination on highlighting buildings.
- Can ideally be used with aluminium channel.
- Available in standard length or available with injection moulded process IP67 or IP68 in custom lengths.
- UV, Solvents, and Saltwater resistant.
- IK08 protection.
- Available with 60 LEDs/m, 12W/m.

Lighting management options:

On-Off/DALI/0..10V/1..10V/DMX512/PHASE CUT/IR/RF/PUSH BUTTON/Bluetooth

- > Maximum connecting length: 10m (for longer lengths also use reverse supply connector)
- > Cutting units: Every 100mm (check cutting marks on product)



Dome Horizontal Bend	24VDC	IP67 Injection Moulded	IP68 Injection Moulded	IP67 Snap Connection
----------------------	-------	------------------------	------------------------	----------------------

LIGHTSOURCE BY
NICHIA

Code	No.LED/m	Watt/m	Reel(m)	CCT*	Luminus FLUX (lm/m)	Voltage	Beam Angle	** (mm)
TIV.467	60	12W	20	2200K	300	24VDC	120°	100
TIV.468	60	12W	20	2500K	320	24VDC	120°	100
TIV.469	60	12W	20	2700K	340	24VDC	120°	100
TIV.795	60	12W	20	3000K	350	24VDC	120°	100
TIV.470	60	12W	20	3500K	360	24VDC	120°	100
TIV.444	60	12W	20	4000K	370	24VDC	120°	100
TIV.471	60	12W	20	4500K	380	24VDC	120°	100
TIV.447	60	12W	20	5000K	390	24VDC	120°	100

TIV.475	60	12W	20	RGB	R: 46 G: 120 B: 21	24VDC	120°	100
---------	----	-----	----	-----	--------------------------	-------	------	-----

* Available in RED, AMBER, BLUE and GREEN upon request.

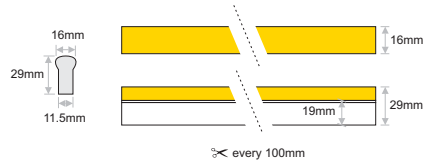
** Please confirm with the >< sign on the rear side of the modules

Standard RGB

Code	No.LED/m	Watt/m	Reel(m)	CCT	Luminus FLUX (lm/m)	Voltage	Beam Angle	* (mm)
TIV.476	60	12W	20	RGB	R: 43 G: 110 B: 19	24VDC	120°	100
TIV.123								

* Please confirm with the >< sign on the rear side of the modules

Constant Current technology

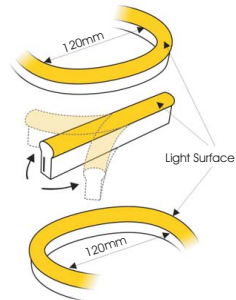


All connectors are supplied with waterproof junction protection barrel


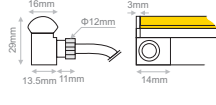

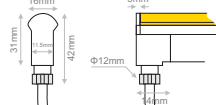

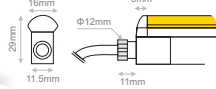


FRAGILE

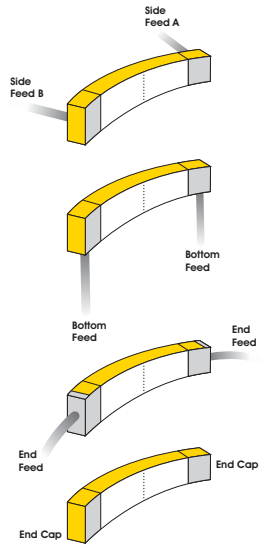
Only Bend Horizontally

Do not bend smaller than allowed minimum bend diameter.


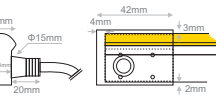

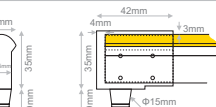

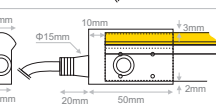

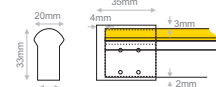


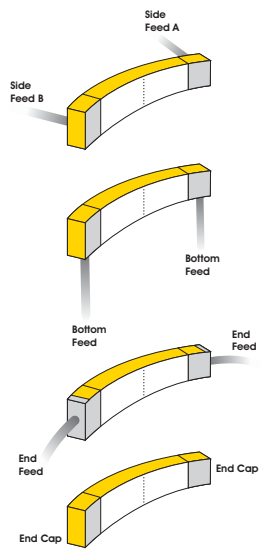
Injection Moulded connection IP67

		Code for Single Colour	Code for RGB	Description	Length										
<p>Side Feed</p>  	<p>Bottom Feed</p>  	<p>CON.323 CON.325 CON.327 CON.329 CON.324 CON.326 CON.328 CON.330</p>	<p>CON.386 CON.388 CON.390 CON.392 CON.387 CON.389 CON.391 CON.393</p>	<p>Side Feed A connector IP67 Side Feed A connector IP67 Side Feed A connector IP67 Side Feed A connector IP67 Side Feed B connector IP67 Side Feed B connector IP67 Side Feed B connector IP67 Side Feed B connector IP67</p>	<p>L = 1m L = 3m L = 5m L = 10m L = 1m L = 3m L = 5m L = 10m</p>										
						<p>End Feed</p>  	<p>CON.335 CON.336 CON.337 CON.338</p>	<p>CON.398 CON.399 CON.400 CON.401</p>	<p>End Feed connector IP67 End Feed connector IP67 End Feed connector IP67 End Feed connector IP67</p>	<p>L = 1m L = 3m L = 5m L = 10m</p>					
											<p>End Cap</p>  	<p>CAP.416</p>	<p>CAP.419</p>	<p>End Cap IP67</p>	



Injection Moulded connection IP68

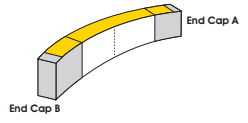
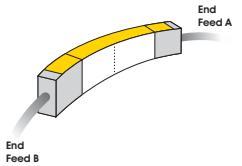
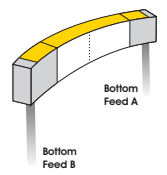
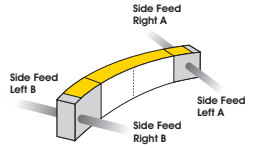
		Code for Single Colour	Code for RGB	Description	Length										
<p>Side Feed</p>  	<p>Bottom Feed</p>  	<p>CON.334 CON.341 CON.343 CON.345 CON.340 CON.342 CON.344 CON.346</p>	<p>CON.402 CON.404 CON.406 CON.408 CON.403 CON.405 CON.407 CON.409</p>	<p>Side Feed A connector IP68 Side Feed A connector IP68 Side Feed A connector IP68 Side Feed A connector IP68 Side Feed B connector IP68 Side Feed B connector IP68 Side Feed B connector IP68 Side Feed B connector IP68</p>	<p>L = 1m L = 3m L = 5m L = 10m L = 1m L = 3m L = 5m L = 10m</p>										
						<p>End Feed</p>  	<p>CON.351 CON.352 CON.353 CON.354</p>	<p>CON.414 CON.415 CON.416 CON.417</p>	<p>End Feed connector IP68 End Feed connector IP68 End Feed connector IP68 End Feed connector IP68</p>	<p>L = 1m L = 3m L = 5m L = 10m</p>					
											<p>End Cap</p>  	<p>CAP.418</p>	<p>CAP.420</p>	<p>End Cap IP68</p>	





Snap connection IP67

	Code for Single Colour	Code for RGB	Description	Length	
Side Feed	CON.370	CON.434	Side Feed Left A connector IP67	L= 1m	
	CON.371	CON.435	Side Feed Left A connector IP67	L= 3m	
	CON.372	CON.436	Side Feed Left A connector IP67	L= 5m	
	CON.373	CON.437	Side Feed Left A connector IP67	L= 10m	
	CON.378	CON.442	Side Feed Right A connector IP67	L= 1m	
	CON.379	CON.443	Side Feed Right A connector IP67	L= 3m	
	CON.380	CON.444	Side Feed Right A connector IP67	L= 5m	
	CON.381	CON.445	Side Feed Right A connector IP67	L= 10m	
	CON.374	CON.438	Side Feed Left B connector IP67	L= 1m	
	CON.375	CON.439	Side Feed Left B connector IP67	L= 3m	
	CON.376	CON.440	Side Feed Left B connector IP67	L= 5m	
	CON.377	CON.441	Side Feed Left B connector IP67	L= 10m	
	CON.382	CON.446	Side Feed Right B connector IP67	L= 1m	
	CON.383	CON.447	Side Feed Right B connector IP67	L= 3m	
	CON.384	CON.448	Side Feed Right B connector IP67	L= 5m	
CON.385	CON.449	Side Feed Right B connector IP67	L= 10m		
Bottom Feed	CON.362	CON.426	Bottom Feed A connector IP67	L= 1m	
	CON.363	CON.427	Bottom Feed A connector IP67	L= 3m	
	CON.364	CON.428	Bottom Feed A connector IP67	L= 5m	
	CON.365	CON.429	Bottom Feed A connector IP67	L= 10m	
	CON.366	CON.430	Bottom Feed B connector IP67	L= 1m	
	CON.367	CON.431	Bottom Feed B connector IP67	L= 3m	
	CON.368	CON.432	Bottom Feed B connector IP67	L= 5m	
	CON.369	CON.433	Bottom Feed B connector IP67	L= 10m	
End Feed	CON.355	CON.418	End Feed A connector IP67	L= 1m	
	CON.356	CON.419	End Feed A connector IP67	L= 3m	
	CON.357	CON.420	End Feed A connector IP67	L= 5m	
	CON.270	CON.421	End Feed A connector IP67	L= 10m	
	CON.358	CON.422	End Feed B connector IP67	L= 1m	
	CON.359	CON.423	End Feed B connector IP67	L= 3m	
	CON.360	CON.424	End Feed B connector IP67	L= 5m	
	CON.361	CON.425	End Feed B connector IP67	L= 10m	
	End Cap	CAP.421	CAP.422	End Cap A IP67	
		CAP.415	CAP.428	End Cap B IP67	



All connectors are supplied with waterproof junction protection barrel



Male and Female connector



ACC.125 Scissors for cutting Milky Top V

Profiles & Accessories for DOME Milky LED

	Code	Description
		PRF.069 Aluminium Profile for Milky DOME 13.8x22mm Length: 2m
		PRF.403 Aluminium Profile Lock for Milky DOME 16.2x25.6mm Length: 2m
		PRF.022 Aluminium Profile U TYPE for Milky DOME 16x30mm Length: 2m
		PRF.024 Aluminium Profile OMEGA for Milky DOME 16x30mm Length: 2m
		PRF.404 Recessed Aluminium Profile for Milky DOME 20.3x24mm Length: 2m
		PRF.401 Plastic profile for Milky DOME 14x24mm Length: 2m
		PRF.402 Bendable Stainless Steel profile for Milky DOME 13.2x24.5mm Length: 900mm

